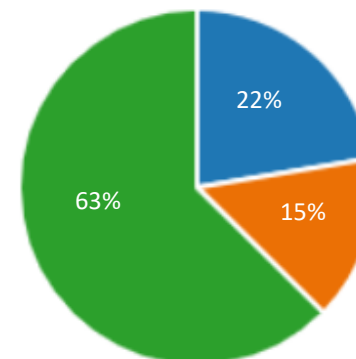


Recycling container survey - results summary

19492 Responses 05:05 Average time to complete Closed Status

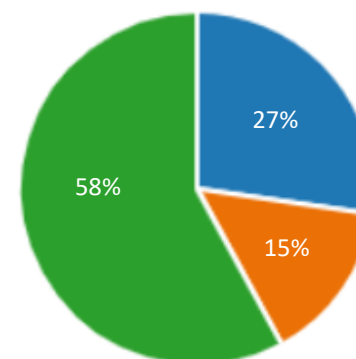
Which option would make it easier for you to recycle?

- Option one (Quatro wheelie bi... 4362
- Option two (Stackable trolley) 2934
- Option three (two wheelie bins) 12196



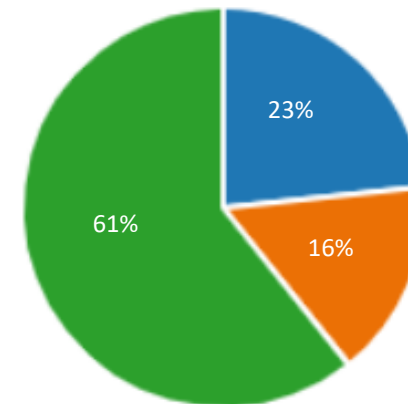
Which option would be better for you to move your recycling to the kerbside?

- Option one (Quatro wheelie bi... 5319
- Option two (Stackable trolley) 2885
- Option three (two wheelie bins) 11288



Which option(s) do you like the best?

- Option one (Quatro wheelie bi... 4547
- Option two (Stackable trolley) 3106
- Option three (two wheelie bins) 11839



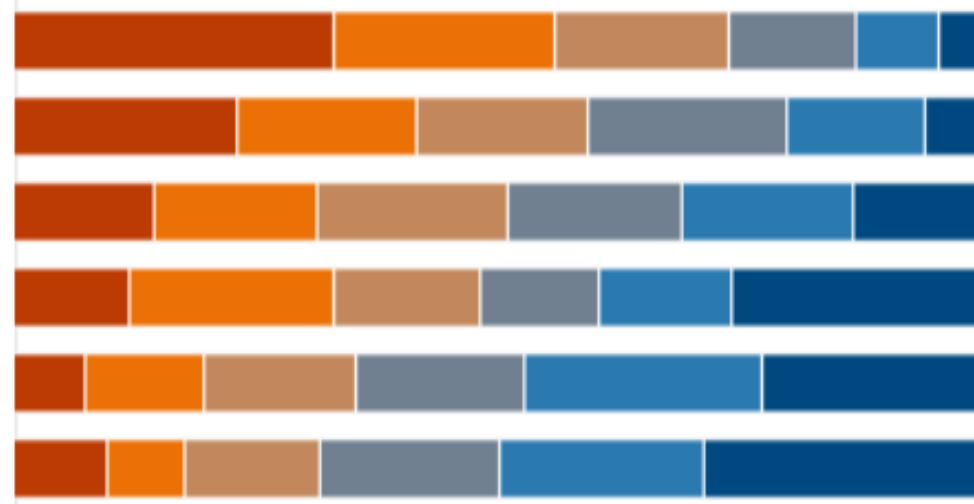
What is important to you?

Please rank the answers below in order of importance, with the most important at the top.

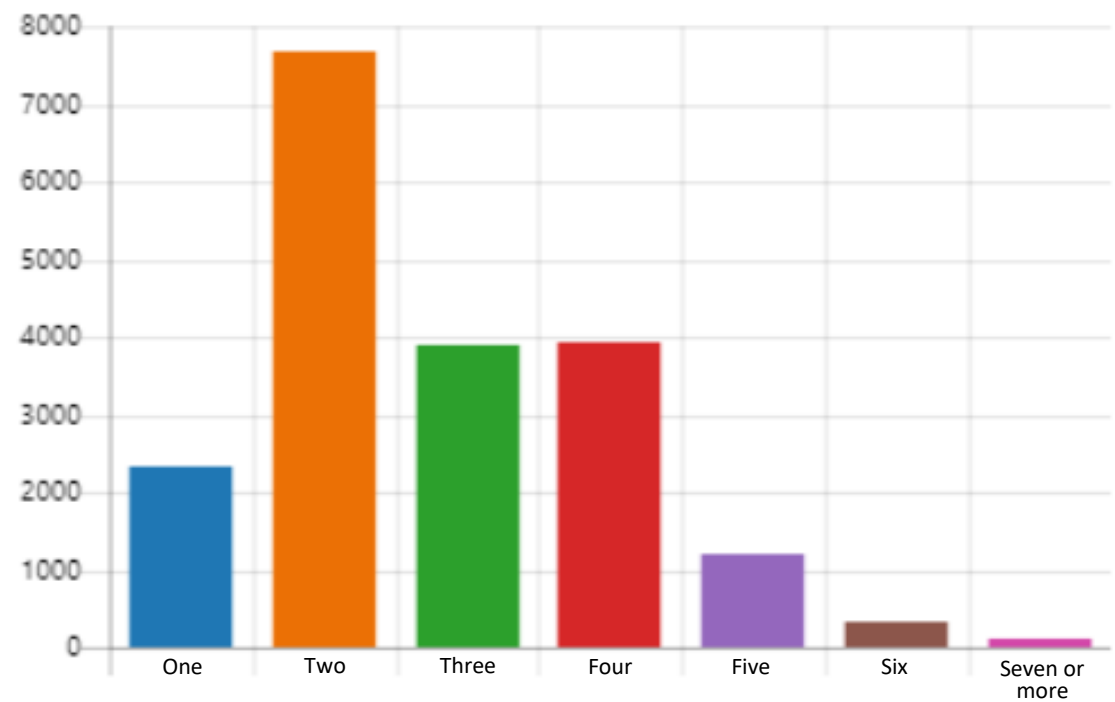
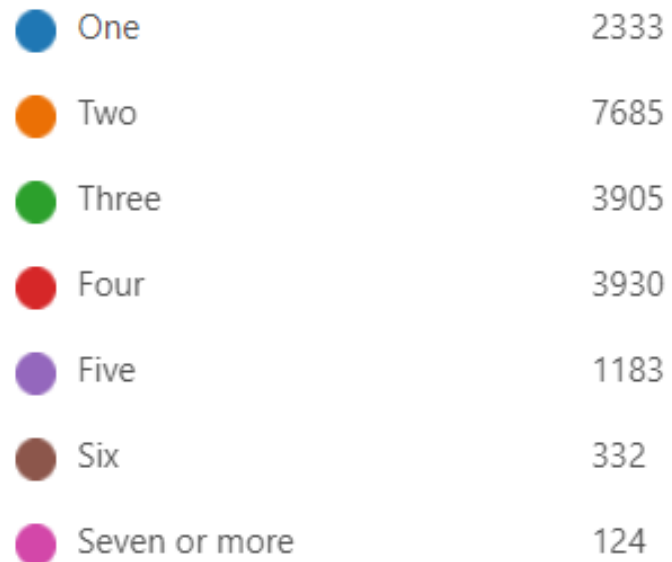
Rank Options

- 1 Stopping recycling from blowi...
- 2 Reducing the amount of wast...
- 3 Recycling more
- 4 Making it easier to move my r...
- 5 Reducing carbon emissions
- 6 Getting value from my council...

First choice Last choice

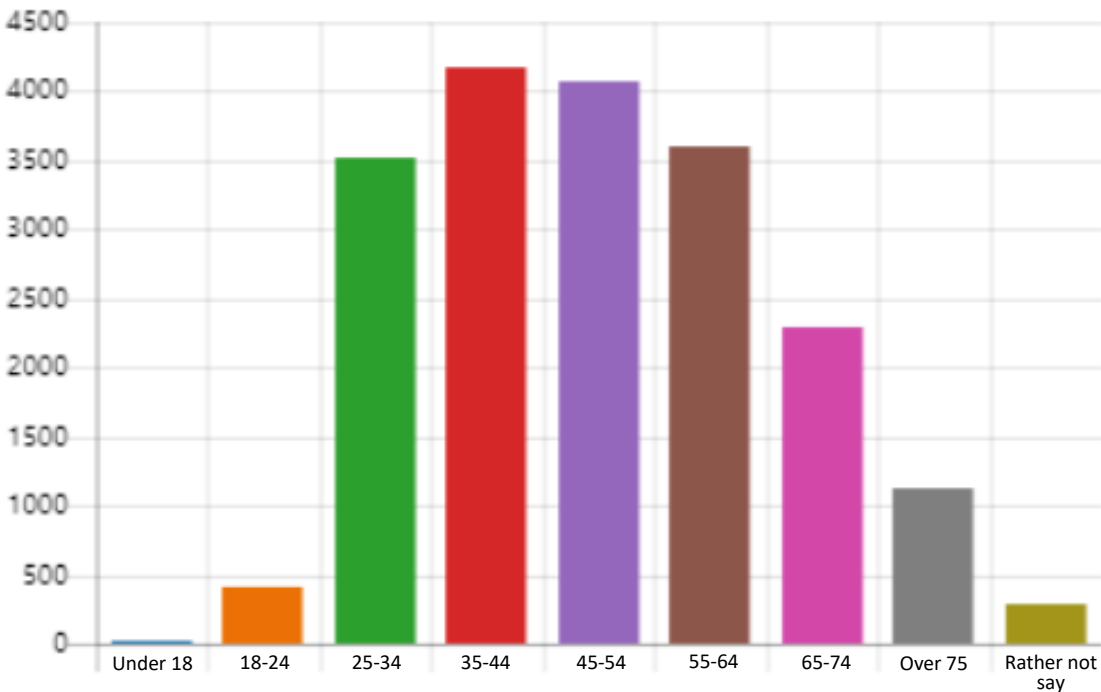


How many individuals live in your household? (Including yourself)



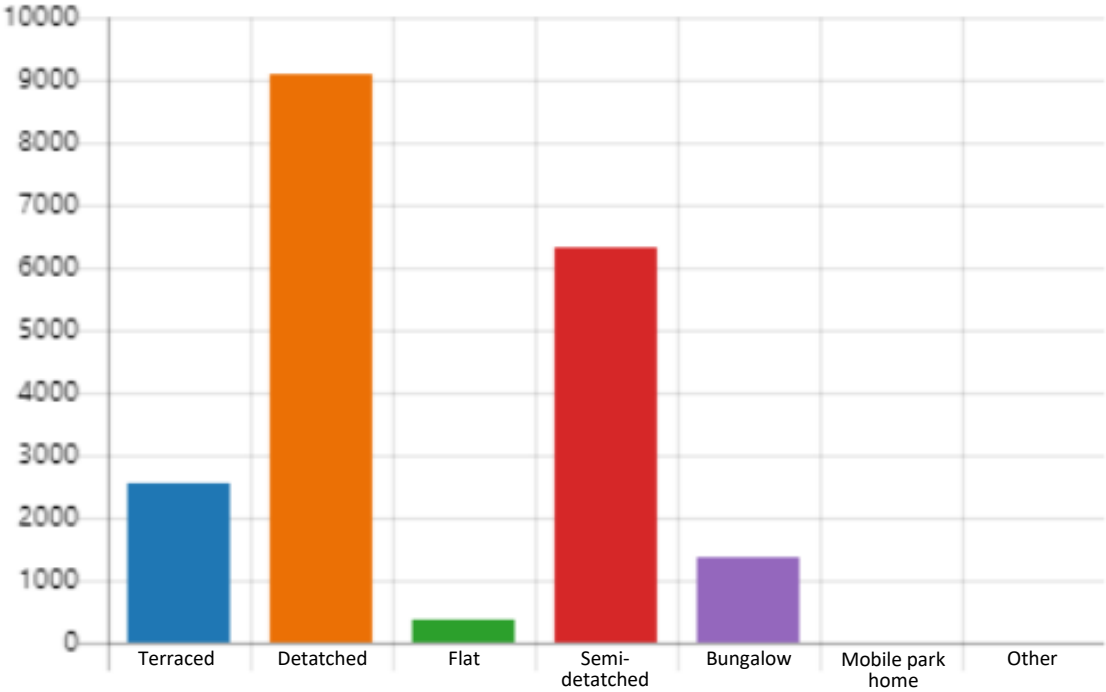
What is your age?

Under 18	22
18 - 24	417
25 - 34	3512
35 - 44	4173
45 - 54	4062
55-64	3609
65 - 74	2300
Over 75	1116
Rather not say	281



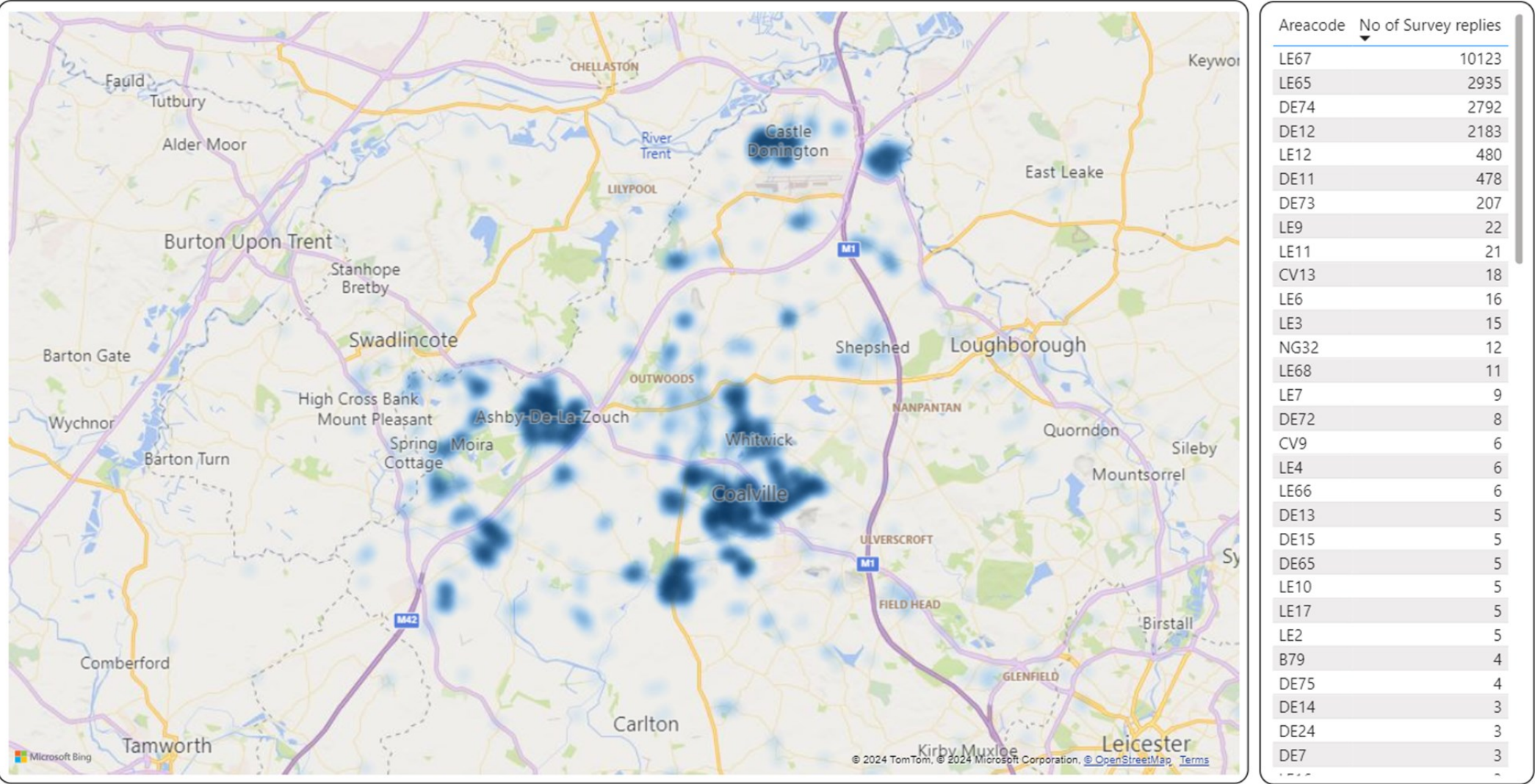
What type of house do you live in?

Terraced	2559
Detached	9105
Flat	368
Semi-detached	6335
Bungalow	1369
Mobile Park Home	3
Other	16



Recycling container survey results - further analysis

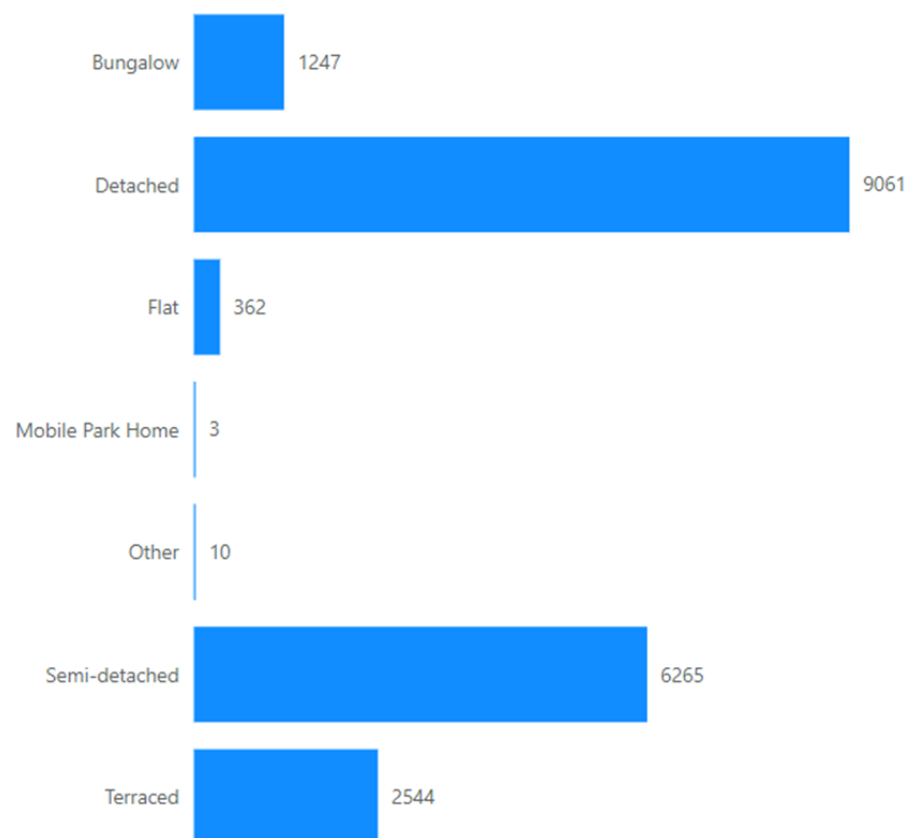
LE67, LE65, DE74 and DE12 account for 92% of Postcodes provided by Respondents



78% of Respondents have Detached or Semi Detached Homes.

At least 60% of these chose Option Three (Two wheelie bins) as their preferred recycling option.

Respondent Specified House Type



Percentages of House Type

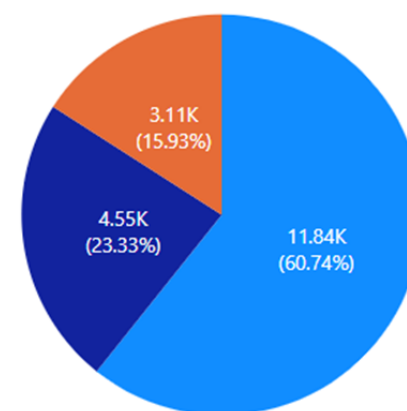
House group	% of House Type
Bungalow	6.40%
Detached	46.49%
Flat	1.86%
Mobile Park Home	0.02%
Other	0.05%
Semi-detached	32.14%
Terraced	13.05%

Percentages for Q3 by House Type

House group	% Option 1	% Option 2	% Option 3
Bungalow	25.34%	19.65%	55.01%
Detached	20.65%	14.82%	64.53%
Flat	31.22%	21.55%	47.24%
Mobile Park Home	66.67%	33.33%	
Other	30.00%	10.00%	60.00%
Semi-detached	24.23%	15.55%	60.22%
Terraced	28.54%	18.20%	53.26%

Q3 Which option do you like best?

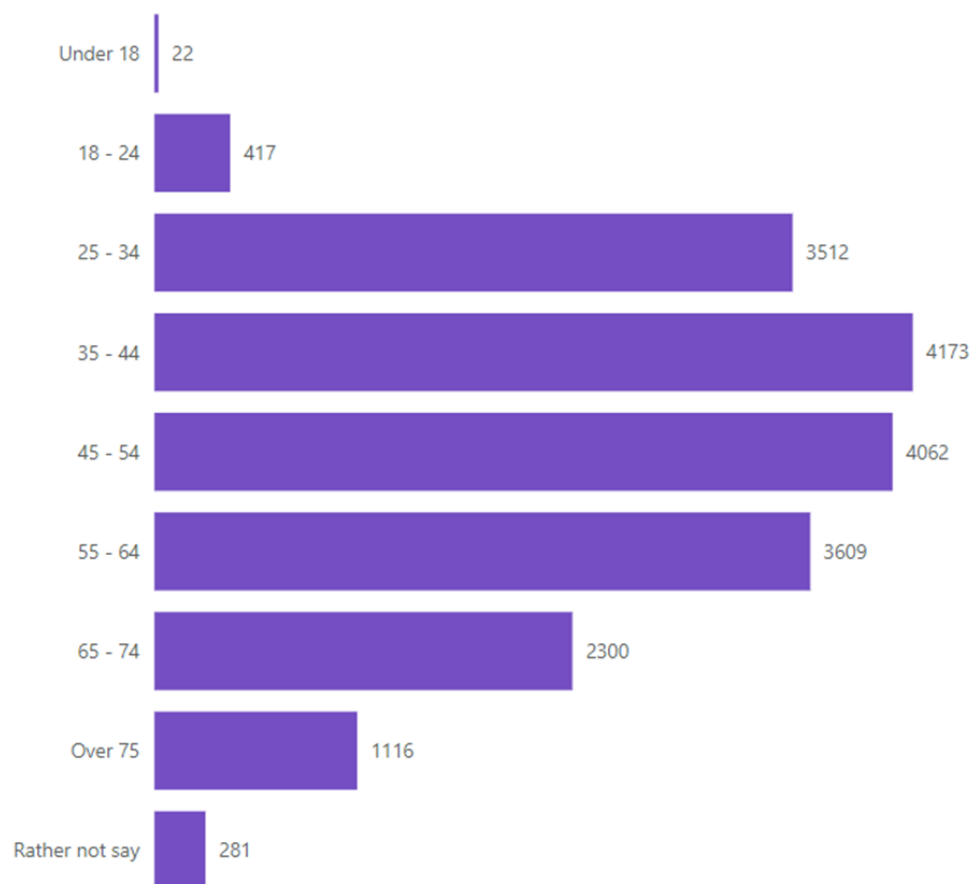
● Option three (two wheelie bins) ● Option one (Quatro wheelie bin) ● Option two (Stackable trolley)



79% of Responders were aged between 25 to 64.

Option Three (Two wheelie bins) as the preferred recycling option was most popular. Option Two was least popular across all age groups.

Total number of Respondents Specified by Age Group



Percentages of Respondents Age Group

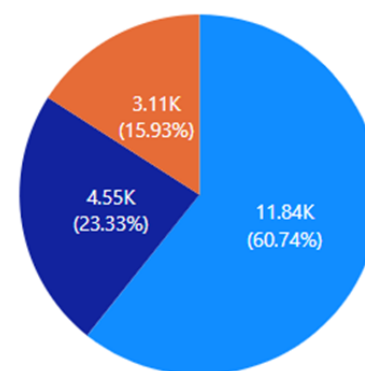
What is your age?	% of Total
Under 18	0.11%
18 - 24	2.14%
25 - 34	18.02%
35 - 44	21.41%
45 - 54	20.84%
55 - 64	18.52%
65 - 74	11.80%
Over 75	5.73%
Rather not say	1.44%

Percentages for Q3 by Age Group

What is your age?	% Option 1	% Option 2	% Option 3
Under 18	22.73%	4.55%	72.73%
18 - 24	25.66%	14.39%	59.95%
25 - 34	25.11%	13.30%	61.59%
35 - 44	19.22%	13.25%	67.53%
45 - 54	19.79%	15.07%	65.14%
55 - 64	23.88%	16.63%	59.49%
65 - 74	28.48%	21.43%	50.09%
Over 75	33.06%	23.75%	43.19%
Rather not say	21.71%	19.57%	58.72%

Q3 Which option do you like best?

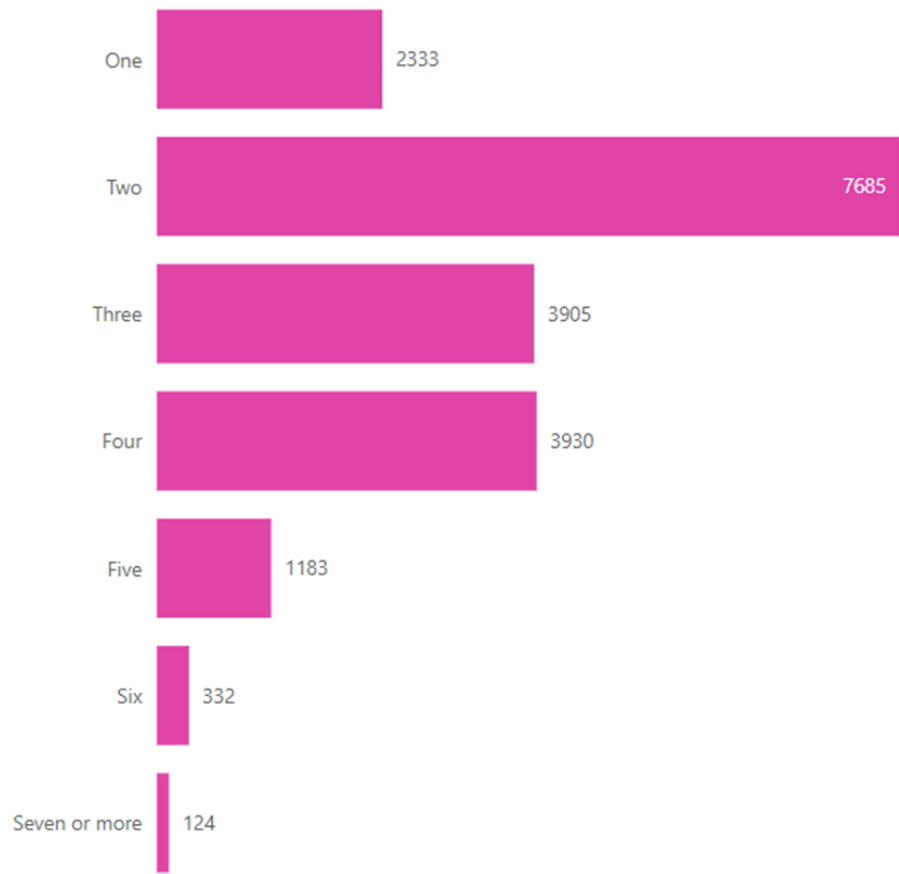
● Option three (two wheelie bins) ● Option one (Quatro wheelie bin) ● Option two (Stackable trolley)



Two Individuals living in a household was the most popular group accounting for 39% of responses.

Option Three (Two wheelie bins) was more popular with larger households. Over 66% preferred it with Three or more individuals living in a household.

Respondent Specified Household Occupancy



Percentages for Q3 by Household Occupancy

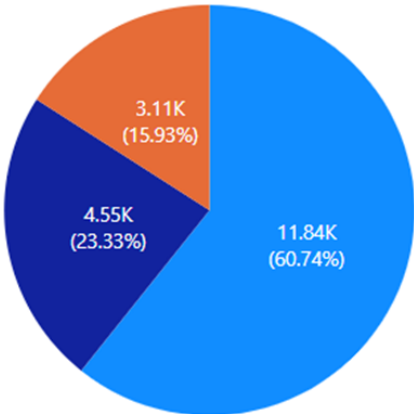
HouseholdOccupancy	% of Total
One	11.97%
Two	39.43%
Three	20.03%
Four	20.16%
Five	6.07%
Six	1.70%
Seven or more	0.64%

Percentages for Q3 by Household Occupancy

HouseholdOccupancy	% Option 1	% Option 2	% Option 3
One	34.63%	21.73%	43.63%
Two	26.78%	18.91%	54.31%
Three	20.51%	13.60%	65.89%
Four	17.43%	11.91%	70.66%
Five	12.93%	10.14%	76.92%
Six	8.73%	5.72%	85.54%
Seven or more	10.48%	6.45%	83.06%

Q3 Which option do you like best?

Option three (two wheelie bins) Option one (Quatro wheelie bin) Option two (Stackable trolley)



Do you have any further comments about the three options?

Overall message is that current system doesn't work.
Current Waste collection creates litter in windy conditions.
Red boxes are stolen or lost.

One mixed recycling Wheelie bin is very popular (mentioned to bring recycling inline with other district councils such as Charnwood, South Derbyshire, Rushcliffe etc).

Worries about recycling Cardboard and glass items.

Common points on options:

Option 1 (Quatro Wheelie Bin)

Will make it easier for people to recycle.

Too small to handle recycling needs.

Space saving.

Worries it could not handle Cardboard items.

Option 2 (Stackable Trolley)

Too small to handle recycling needs.

Not durable.

Space saving.

Worries that it might get blown over.

Option 3 (2 Wheelie Bins)

Will make it easier for people to recycle.

More storage capacity.

Reduce litter as more weather resistant.

Concerns of storage space needed for two extra bins.

Words appearing at least 50 times in further comments section

